



## Love in the Mist

Block of the Month 2021

August Block - Block 8

[PDF Version](#)



Copied with permission from persimmonquilts.com



**Cutting Instructions:** Use a good mix of background fabrics for a pleasing look.

**NOTE:** Pattern refers to Blue fabrics (Light and Dark) however this could be any colour based on your choice.

### Background:

- (4) 2 3/4" x 5"
- (2) 2 3/4" squares - draw a diagonal line on wrong side
- (5) 3 1/2" squares - draw a diagonal line on wrong side

### Medium Blue

- (2) 2 3/4" squares - draw diagonal line on wrong side
- (1) 3 1/2" square

**Dark Blue**

**(2) 3 1/2" squares**

**Sewing Instructions:**

Make HST by placing (1) 3 1/2" Background square on top of (1) 3 1/2" Medium Blue square, right sides together. Sew 1/4" on each side of drawn line. Cut apart on line and press to Blue. Square up to 2 3/4". Make 2.


Repeat using (1) 3 1/2" Background & (1) 3 1/2" Dark Blue. Make 4.



Make 2 more HST using (2) 3 1/2" Background squares. Square up to 2 3/4"




Make a pinwheel block using (4) Dark Blue/Background HST, as shown. Your block should measure 5". Make 2.




Sew the above units together, as shown.





Place (1) 2 3/4" Background square on the end of (1) 2 3/4" x 5" Background strip, as shown, being careful of placement. Sew on line. Trim seam allowance to 1/4", flip and press away.

Repeat process using (1) 2 3/4" Medium Blue and (1) 2 3/4" x 5" Background strip. Make 2 of each.



**Assemble your block as shown:**

Your block should measure 9 1/2" unfinished. Check back in September for next block.





©2019 by Twisted Stitchers Quilt Guild. Proudly created with Wix.com