

## Twisted Stitches Quilt Guild



[About Us](#)
[Programs](#)
[Block of the Month](#)
[Quilt Shows](#)
[Guild Documents](#)
[Gallery](#)
[FAQ](#)
[Newsletters](#)
[Marcie's Memorial](#)



### Love in the Mist


Block of the Month 2021

October 2021 - Block 11

[PDF Version](#)



Copied with permission from persimmonquilts.com



**Cutting Instructions:** Use a good mix of background fabrics for a pleasing look.

**NOTE:** Pattern refers to Blue fabrics (Light and Dark) however this could be any colour based on your choice.

**Background:**

(12) 2 3/4" squares - draw a diagonal line on wrong side

**Light Blue**

(4) 2 3/4" squares - draw a diagonal line on wrong side

**Medium Blue**


(4) 2 3/4" x 5"

Dark Blue


(4) 2 3/4" x 5"

**Sewing Instructions:**

Make Flying Geese (FG) by following previous months' explanations. Make 4 of each.




Sew one of each FG together, as shown:



**Assemble your block as shown:**

Your block should measure 9 1/2" unfinished. Check back in November for next block.







©2019 by Twisted Stitches Quilt Guild. Proudly created with Wix.com